

## Low-lying Dirac eigenmodes and monopoles in 4D compact QED

---

**Toru T. Takahashi**

*Yukawa Institute for Theoretical Physics, Kyoto University,  
Kitashirakawa-Oiwakecho, Sakyo, Kyoto 606-8502, Japan  
E-mail: ttoru@yukawa.kyoto-u.ac.jp*

**ABSTRACT:** We study the properties of low-lying Dirac modes in quenched compact QED at  $\beta=0.99, 1.01$  and  $1.03$ , employing  $12^3 \times 12$  lattices and the overlap formalism for the fermion action. We pay special attention to the spatial distributions of the low-lying Dirac modes. Near-zero modes are found to have universal anti-correlations with monopole currents below/above the critical  $\beta$ . We also study the nearest-neighbor level spacing distribution of Dirac eigenvalues and find a signal of a Wigner-Poisson transition. We make a possible speculation on the chiral phase transition in 4D compact QED.

**KEYWORDS:** Solitons Monopoles and Instantons, Lattice Gauge Field Theories, Spontaneous Symmetry Breaking, Lattice QCD.

---

## Contents

<b>1. Introduction</b>	<b>1</b>
<b>2. Formalism</b>	<b>2</b>
2.1 compact QED	2
2.2 Overlap fermion	3
<b>3. Low-lying Dirac modes</b>	<b>4</b>
<b>4. Histograms of Dirac eigenmodes</b>	<b>6</b>
4.1 Results for zero Dirac modes	8
4.2 Results for near-zero Dirac modes	8
<b>5. Discussions and speculations</b>	<b>9</b>
5.1 Dirac eigenvalues and Chiral condensate	9
5.2 Possible speculations	10
<b>6. Summary</b>	<b>10</b>

---

## 1. Introduction

The chiral symmetry breaking is one of the most famous nonperturbative phenomena in QCD, which have been attracting a great deal of interest for a long time. Chiral symmetry, which is an approximate global symmetry in QCD, is spontaneously broken by nonperturbative dynamics of QCD. The broken chiral symmetry leads to large constituent quark masses of a few hundred MeV [1–3], which are responsible for about 99% of mass in the world, aside from some unknown factors such as dark matters.

The spontaneous chiral symmetry breaking is caused by non-zero chiral condensate  $\langle\bar{\psi}\psi\rangle$ , which is directly related to non-vanishing spectral density at the spectral origin of the Dirac operator, via the Banks-Casher relation [4]. The level dynamics of Dirac eigenvalues is then essential for the chiral phase transition. As for QCD, the level statistics of the low-lying eigenvalues of the Dirac operator has been studied with much effort and it is known to be reproduced by the random matrix theory (RMT) with the same global symmetry. There however remain several issues to be studied from the microscopic viewpoint.

The spontaneous chiral symmetry breaking can be also seen in compact QED in 1+3 dimensions. Compact QED in a strong-coupling region exhibits the charge confinement as well as the spontaneous chiral symmetry breaking like QCD. Its nature has been also studied by many groups so far [5–27].

The key ingredient for the nonperturbative features in compact QED would be monopoles in a microscopic sense. Monopoles play essential roles in the charge confinement and its phase transition, and would play important roles also in the chiral symmetry breaking. As a matter of fact, neither the confinement nor the chiral symmetry breaking occurs without monopoles' degrees of freedom. In this paper, we mainly pay attention to the spatial distributions of low-lying Dirac eigenmodes in quenched compact QED, because the low-lying eigenvalue dynamics, which is responsible for the chiral symmetry breaking, is considered to have a close connection with the low-lying eigenfunctions. We investigate the spatial correlations between low-lying eigenfunctions and monopoles, the key player in the nonperturbative dynamics in compact QED.

The paper is organized as follows. We give the formalism employed in the present analysis in section 2. In section 3, the fundamental features of the low-lying Dirac modes are summed up. We show the lattice QED results in section 4. Section 5 is devoted to the discussions and the speculations based on the present lattice QED results. We finally make a summary in section 6.

## 2. Formalism

### 2.1 compact QED

The Wilson gauge action for compact QED is written as

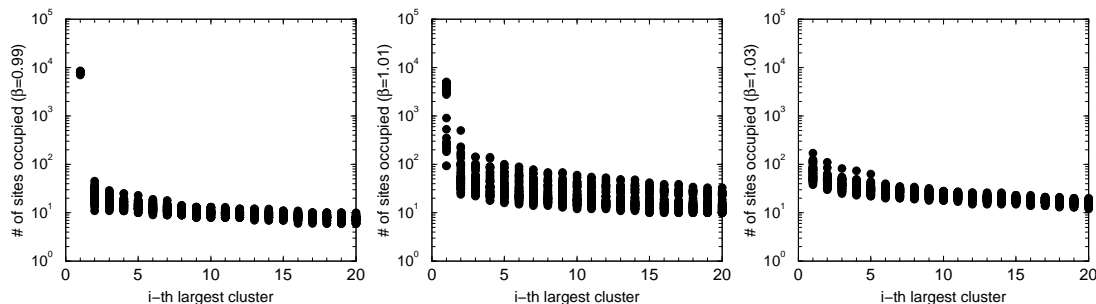
$$S_{\text{QED}} = \beta \sum_x \sum_{\mu, \nu} (1 - \text{Re } P_{\mu\nu}(x)) \quad (2.1)$$

with link variables  $U_\mu(x) \equiv e^{i\theta_\mu(x)} \in U(1)$  and plaquettes  $P_{\mu\nu}(x) \equiv U_\mu(x)U_\nu(x + \hat{\mu})U_\mu^\dagger(x + \hat{\nu})U_\nu^\dagger(x)$ . The constant  $\beta \equiv \frac{1}{e^2}$  corresponds to the coupling constant. Here, the angle  $\theta_\mu(x)$  ranges from  $-\pi$  to  $\pi$ . Defining a plaquette angle  $\theta_{\mu\nu}(x) \equiv \theta_\mu(x) + \theta_\nu(x + \hat{\mu}) - \theta_\mu(x + \hat{\nu}) - \theta_\nu(x) \in (-4\pi, 4\pi]$ ,  $S_{\text{QED}}$  is represented as

$$S_{\text{QED}} = \beta \sum_x \sum_{\mu, \nu} (1 - \cos \theta_{\mu\nu}(x)). \quad (2.2)$$

This compact formulation leads to several nonperturbative phenomena, such as the chiral symmetry breaking or the charge confinement at small  $\beta$ . Indeed, at zero temperature, compact QED has two phases; the confinement phase and the Coulomb phase. These two phases are separated with the critical value  $\beta_c = 1.0111331(21)$  [24]. The system is in the confined phase at  $\beta < \beta_c$ , while it's in the Coulomb phase at  $\beta > \beta_c$ . The phase transition is weak first order.

In this paper, we employ  $12^3 \times 12$  lattices at  $\beta=0.99$ , 1.01 and 1.03. We generate and investigate independent 48 gauge configurations at each  $\beta$ , which are generated with the standard Wilson gauge action imposing the periodic boundary conditions in all the directions. The system at  $\beta=0.99$  (1.03) clearly lies in the confinement (Coulomb) phase, respectively, but the  $12^3 \times 12$  system at  $\beta=1.01$  is marginal. "Finite temperature" phase transition in compact QED was extensively investigated in ref. [26], and the "transition



**Figure 1:** The numbers of the sites occupied by the  $i$ -th largest monopole cluster are plotted, which are obtained with 48 configurations at each  $\beta$ .

temperature”  $1/T$  at  $\beta=1.01$  is found to be about  $1/T \sim 6$ . Then the  $12^3 \times 12$  system at  $\beta=1.01$  is considered to be in the confinement phase.

As we mentioned in section 1, the key ingredient in compact QED in the confinement phase is monopoles’ degrees of freedom. In order to extract monopoles, we divide plaquette angles  $\theta_{\mu\nu}$  into two parts; physical fluxes  $\bar{\theta}_{\mu\nu} \in (-\pi, \pi]$  and Dirac strings  $2\pi n_{\mu\nu}$ .

$$\theta_{\mu\nu} = \bar{\theta}_{\mu\nu} + 2\pi n_{\mu\nu} \quad (2.3)$$

$n_{\mu\nu} \in [0, \pm 1, \pm 2]$  is integer-valued and corresponds to the number of the Dirac strings penetrating the plaquette. We can now define the integer-valued DeGrand-Toussaint monopole current  $m_\mu(x)$  [5] in a gauge-invariant manner;

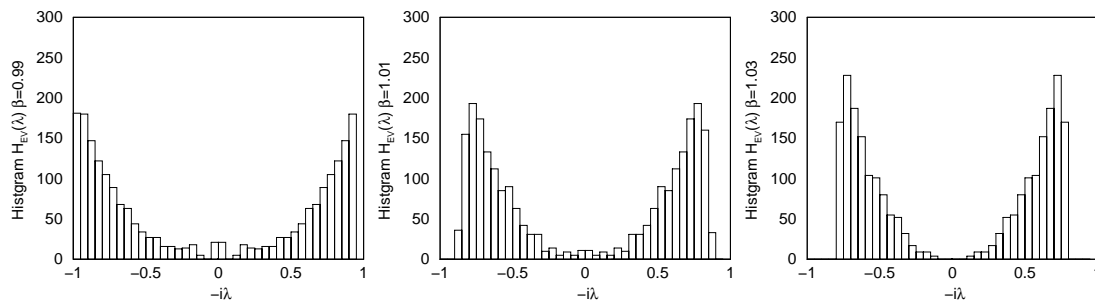
$$m_\mu(x) = \frac{1}{2} \varepsilon_{\mu\nu\kappa\lambda} \Delta_\nu^+ n_{\kappa\lambda}(x), \quad (2.4)$$

where  $\Delta_\mu^\pm$  is a forward and backward derivative operator on a lattice, respectively. The monopole currents  $m_\mu(x)$  satisfy the conservation law  $\Delta_\mu^- m_\mu(x) = 0$  and hence form closed loops.

Monopole currents can be unambiguously classified into monopole clusters  $C_{\text{mon}}^i$ . In ref. [28], it was conjectured that the largest monopole cluster  $C_{\text{mon}}^1$  occupies most of monopole currents and only the largest monopole cluster is relevant for the color confinement. In figure 1, we show the scattered plots of the numbers of the sites occupied by the  $i$ -th largest monopole cluster at each  $\beta$ , which are obtained with 48 configurations at each  $\beta$ . At  $\beta=0.99$  and  $1.01$ , we find prominently large monopole clusters of the length of about 10000, whereas we find no large cluster at  $\beta=1.03$ . The second largest cluster  $C_{\text{mon}}^2$  is much smaller than the largest cluster  $C_{\text{mon}}^1$  in the confinement phases, especially at  $\beta=0.99$ , which is the same tendency as that reported in ref. [28]. This feature may indicate the possible interrelation in compact QED between the nonperturbative feature and the appearance of large monopole clusters which cover almost entire volume.

## 2.2 Overlap fermion

For the fermion action, we employ the overlap formalism [29, 30]. The overlap-Dirac



**Figure 2:** The histograms  $H_{\text{ev}}(\lambda)$  of the eigenvalues  $\lambda$  of the overlap-Dirac operator  $D$  are plotted for each  $\beta$ . The horizontal axis denotes  $-i\lambda$ . All the eigenvalues  $\lambda_{\text{lat}}$  lying on a circle in a complex plain are stereographically projected onto the imaginary axis via Möbius transformation,  $\lambda = \frac{\lambda_{\text{lat}}}{1 - \lambda_{\text{lat}}/2\rho}$ .

operator  $D$  is constructed as

$$D \equiv \rho[1 + \gamma_5 \text{sgn}(H_W)] \equiv \rho \left[ 1 + \gamma_5 \frac{H_W}{\sqrt{H_W^2}} \right] \quad (2.5)$$

and realizes the exact chiral symmetry on a lattice satisfying the Ginsparg-Wilson relation [31, 32]

$$\gamma_5 D + D \gamma_5 = \rho^{-1} D \gamma_5 D. \quad (2.6)$$

Here,  $H_W \equiv \gamma_5(D_W - \rho)$  is the hermitian Wilson-Dirac operator defined with the standard Wilson-Dirac operator  $D_W$ . The “negative mass”  $\rho$  is chosen in the range of  $0 < \rho < 2$ , which we set 1.6 throughout this paper. We approximate the sign function  $\text{sgn}(H_W)$  by 150 degrees’ Chebyshev polynomial [33], treating  $\mathcal{O}(200)$  lowest eigenmodes of  $H_W$  exactly. In the present analysis, we impose the periodic boundary conditions in all the spatial direction for the fermion fields, whereas the anti-periodic boundary condition is imposed in the temporal direction. We compute lowest 50 eigenpairs for each  $\beta$  implementing a restarted Arnoldi method [34]. All the eigenvalues  $\lambda_{\text{lat}}$  of  $D$ , which lie on a circle with the radius of  $\rho$  in a complex plain, are stereographically projected onto the imaginary axis via Möbius transformation [35],

$$\lambda = \frac{\lambda_{\text{lat}}}{1 - \lambda_{\text{lat}}/2\rho}. \quad (2.7)$$

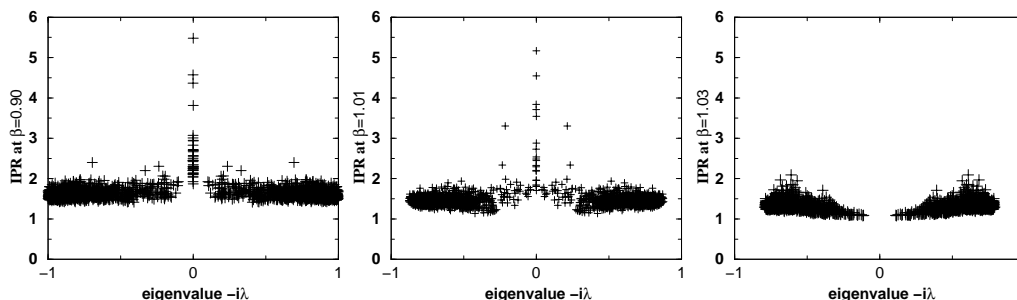
### 3. Low-lying Dirac modes

We briefly survey the properties of Dirac eigenmodes in this section.

We first show the histograms  $H_{\text{ev}}(\lambda)$  of Dirac eigenvalues in figure 2, where the horizontal axis denotes  $-i\lambda$ . Since a non-zero eigenvalue is always accompanied by its complex conjugate, the figure is symmetric about the  $H_{\text{ev}}$  axis. We find exact zero modes in the confinement phase at  $\beta=0.99$  and 1.01, but on the other hand no zero mode is seen in the Coulomb phase at  $\beta=1.03$ , which is consistent with the previous works [23, 25]. The

	$\nu = 0$	$\nu = 1$	$\nu = 2$
$\beta = 0.99$	12	30	6
$\beta = 1.01$	32	12	4
$\beta = 1.03$	48	0	0

**Table 1:** The numbers of exact zero-modes found in 48 gauge configurations are listed. The  $i$ -th column gives the number of configurations with 0, 1, 2 zero-mode(s), respectively.



**Figure 3:** The scattered plots of inverse participation ratios of low-lying Dirac modes at  $\beta=0.99$ , 1.01 and 1.03. The horizontal axis denotes  $-i\lambda$ , the associated eigenvalue to each Dirac mode.

numbers of zero modes found in 48 gauge configurations at each  $\beta$  are listed in table. 1. The other prominent difference can be seen in the spectral density at the spectral origin. At the strong coupling ( $\beta=0.99$  and 1.01), the density  $\rho_{\text{ev}}(\lambda)$  of near-zero modes is rather dense, while it rapidly goes to zero at  $\beta=1.03$  as  $\sim |\lambda_{\text{ev}}|^3$ . These non-vanishing eigenvalue densities at  $\lambda \sim 0$  are directly connected to non-zero chiral condensate via Banks-Casher relation [4] as

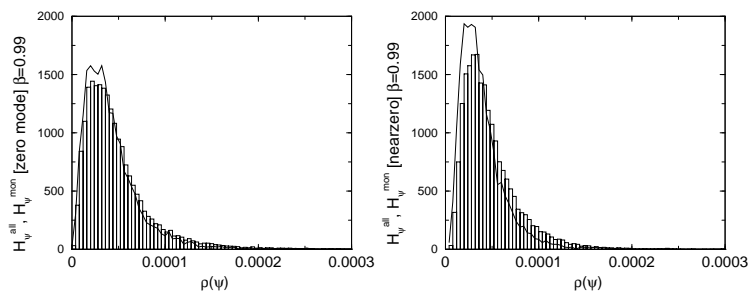
$$\langle \psi \bar{\psi} \rangle \propto \rho_{\text{ev}}(0). \tag{3.1}$$

Such dense spectral density is then considered as a signal of the broken chiral symmetry in the strong-coupling compact QED.

We next extract the inverse participation ratio (IPR) for each eigenmode at each  $\beta$ . The IPR  $I(\lambda)$  is defined as

$$I(\lambda) = V \sum_x \rho_{\text{IPA}}(x)^2, \quad \rho_{\text{IPR}}(x) \equiv \sum_{a,\alpha} |\psi_\lambda(x)|^2. \tag{3.2}$$

Here,  $V$  denotes the system volume and  $\psi_\lambda(x)$  is the eigenfunction associated with an eigenvalue  $\lambda$  normalized as  $\sum_x |\psi_\lambda(x)|^2 = 1$ . The Roman and Greek alphabets  $a$  and  $\alpha$  are the indices for a color and a spinor, respectively. The density  $\rho_{\text{IPR}}(x)$  is obtained by locally summing up the absolute square of each component of an eigenfunction  $\psi_\lambda(x)$  only over its color and spinor indices. The IPR is unity when  $\psi_\lambda(x)$  maximally spreads over the system and equals to  $V$  in the case when  $\psi_\lambda(x)$  lives only on a single site, reflecting the spatial distribution of the eigenfunction  $\psi_\lambda(x)$ . As one can see in figure 3, zero modes exhibit much larger IPRs than the other low-lying modes (near-zero modes). This tendency



**Figure 4:** The density histograms  $H_\psi^{\text{all}}$  and  $H_\psi^{\text{mon}}$  at  $\beta=0.99$  are plotted as the function of  $\rho_\psi$ . The histograms  $H_\psi^{\text{all}}$ , which are counted over all the site, are shown as open bars. The histograms  $H_\psi^{\text{mon}}$ , which are counted only on monopole currents are shown as solid lines.

implies the stronger localization property peculiar to zero modes in compact QED. The IPRs for near-zero modes have  $\beta$ -dependence; the IPRs at larger  $\beta$  are smaller than those at smaller  $\beta$  as a whole, which implies that near-zero modes get delocalized as we increase  $\beta$ . This delocalization property of near-zero modes was also found in ref. [25]. Dirac modes in the weak coupling limit are expected to be plain waves and to be completely delocalized. The  $\rho(\lambda)$  and the IPR at  $\beta=1.03$  supports this expectation.

#### 4. Histograms of Dirac eigenmodes

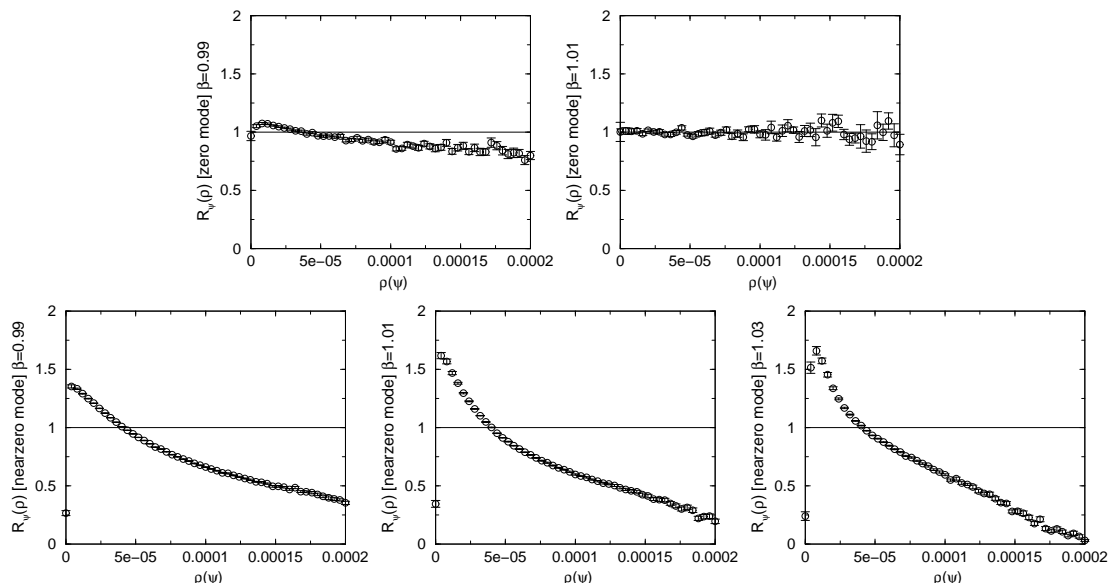
Our main concern in this paper is a relationship between Dirac modes and monopoles. Though the IPR surely reflects one aspect of a spatial distribution of an eigenfunction, it can say almost nothing about the shape of an eigenmode. The difficulty in such an analysis comes from the difficulty in a quantitative evaluation of the detail of eigenfunction distributions.

We first concentrate ourselves on the eigenfunction-density histograms  $H_\psi^{\text{all}}(\rho_\psi)$ . The density  $\rho_\psi \equiv \rho_{\text{IPR}}$  here is merely the same quantity as the IPR density  $\rho_{\text{IPR}}$  of a Dirac eigenfunction  $\psi_\lambda(x)$ . The open bars in figure 4 show the typical density histograms  $H_\psi^{\text{all}}$  counted at all the sites for both zero and near-zero modes at  $\beta=0.99$ . The histograms  $H_\psi^{\text{all}}$  for zero modes have a relatively long tail at large  $\rho_\psi$  and show a large height at  $\rho_\psi \sim 0$  in contrast to those of near-zero modes, which also exhibits the stronger localization property of zero modes.

We next investigate another type of histogram  $H_\psi^{\text{mon}}(\rho_\psi)$ , which is defined by counting only “ $\rho_\psi$  on monopoles”.  $H_\psi^{\text{mon}}$  is here normalized as  $\int_0^\infty H_\psi^{\text{mon}}(t)dt = \int_0^\infty H_\psi^{\text{all}}(t)dt$ . Taking into account that monopoles are by definition located at the intermediate points  $\bar{x} \equiv x + (1/2, 1/2, 1/2, 1/2)$ ,  $\rho_\psi$ 's are simply redefined by averaging them around intermediate points  $\bar{x}$  as

$$\rho_\psi \rightarrow \rho_\psi(\bar{x}) \equiv \sum_{|x-\bar{x}|=1} \rho_\psi(x)/2^4 \quad (4.1)$$

In figure 4, we show the histograms  $H_\psi^{\text{mon}}$  for both zero and near-zero modes counted on the monopole world lines at  $\beta=0.99$  as solid lines. At small  $\rho_\psi$ , we can find a remarkable



**Figure 5:** The histogram ratios  $R_\psi(\rho_\psi)$  for zero (upper two panels) and near-zero modes (lower three panels) at  $\beta=0.99, 1.01$  and  $1.03$  are plotted in the range of  $0 \leq \rho_\psi \leq 0.0002$ . We draw a line at  $R_\psi(\rho_\psi) = 1$  for reference.

difference especially for near-zero modes. At  $\rho_\psi < 0.00005$ , the histogram  $H_\psi^{\text{mon}}$  counted only on monopoles takes a larger value than  $H_\psi^{\text{all}}$  counted over all the sites. On the other hand, at  $\rho_\psi > 0.00005$ ,  $H_\psi^{\text{mon}}$  tends to be smaller than  $H_\psi^{\text{all}}$ . This tendency indicates that monopoles “run” on the sites where the density  $\rho_\psi$  of Dirac eigenfunctions is small. Or we can say that *near-zero Dirac modes are localized avoiding monopoles*.

We define and investigate the histogram ratios  $R_\psi(\rho_\psi)$  in order to evaluate the correlations in a semi-quantitative way;

$$R_\psi(\rho_\psi) \equiv \frac{H_\psi^{\text{mon}}(\rho_\psi)}{H_\psi^{\text{all}}(\rho_\psi)}, \tag{4.2}$$

This quantity  $R_\psi(\rho_\psi)$  equals to 1, *if there is no correlation between the spatial fluctuations of Dirac modes and monopoles*. In the case when a positive (negative) correlation exists between the spatial fluctuations of Dirac modes and monopoles,  $R_\psi(\rho_\psi) > 1$  at smaller (larger)  $\rho_\psi$  and  $R_\psi(\rho_\psi) < 1$  at large (smaller)  $\rho_\psi$  hold.

We here evaluate  $R_\psi$  only with  $\rho_\psi < 0.0002$ , because histograms  $H_\psi$  are quite sparse at  $\rho_\psi > 0.0002$  and this simple analysis cannot be reliable. (For the  $R_\psi(\rho_\psi)$  for near-zero modes, we simply average  $R$  over all the available near-zero modes.) The ratios (to 1) of the squared norms of the Dirac modes obtained by summing up only  $\rho_\psi > 0.0002$  are 12(7)%, 15(11)% for zero modes at  $\beta=0.99, 1.01$ , and 1.4(3)%, 0.5(3)%, 0.1(1)% for near-zero modes at  $\beta=0.99, 1.01, 1.03$ , respectively. As expected from the localization property of zero modes, their ratios are larger than those of near-zero modes. In spite of the truncation at  $\rho_\psi \sim 0.0002$ , the analysis in the range of  $\rho_\psi < 0.0002$  might be enough



to grasp the nature of Dirac modes, at least for near-zero modes, since  $\rho_\psi > 0.0002$  are responsible only for a few % of the total squared norms. Figure 5 show the histogram ratios  $R_\psi(\rho_\psi)$  plotted in the range of  $\rho_\psi < 0.0002$ , respectively, for both zero and near-zero modes at  $\beta=0.99, 1.01$  and  $1.03$ .

#### 4.1 Results for zero Dirac modes

The exact zero Dirac modes in compact QED have been studied with regard to their relation to topological excitations [23], and to their spatial distributions [25]. The exact zero modes in compact QED can be found only in the confinement phase [23, 25]. No detailed correlation between any of the topological phenomena and the zero-mode degeneracy of the overlap-Dirac operator was found in ref. [23].

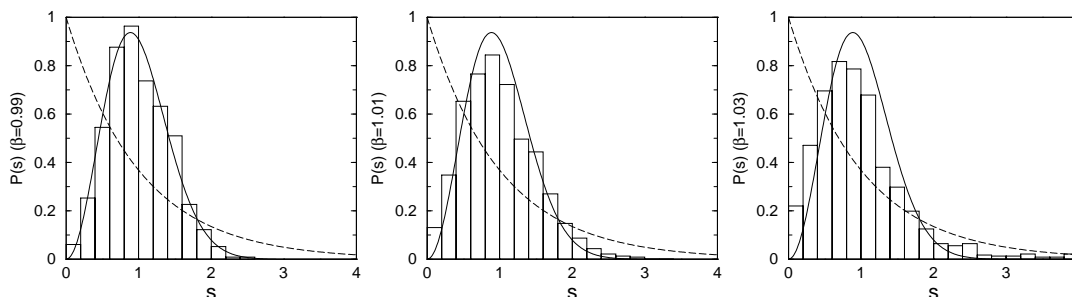
While we have only a few dozen of zero modes in 48 gauge configurations and the statistical errors are consequently rather large, the spatial fluctuations of zero modes seem to have no remarkable correlation with monopole currents. There are naively three possibilities: 1)The eigenfunctions fluctuate in a very complicated way forming multifractal structures. 2)The zero-mode's fluctuation (especially  $\rho_\psi < 0.0002$ ) simply have little correlation with monopoles and would be governed by some other possible objects. 3)The apparent correlations between zero modes and monopoles appear only in the sector of  $\rho_\psi > 0.0002$ , which we have discarded.

Even if the relationship between monopoles and zero modes is originally simple, the complicated monopole structure could lead to the complex shape of zero modes, which our present simple analysis may not detect. (The monopole currents in fact occupy almost half of the total volume of  $12^3 \times 12 = 20736$  and their structures themselves are complicated.) Moreover, the averaging in eq. 4.1 can be harmful in this case. In order to verify this possibility 1), it would be needed to compute multifractal dimensions of the modes by analyzing the scaling of eigenfunction moments, which is left for further study. In the case of 2) and 3), our present analysis can cast no more light on the nature of zero modes. The authors in ref. [36] conjectured that Dirac zero modes mainly appear at the intersections of vortexes. In such a rather complicated case, we need another analysis.

In any case, we would need more statistics and detailed analyses in order to make definite conjectures upon zero modes.

#### 4.2 Results for near-zero Dirac modes

As for near-zero Dirac modes, one can see the outstanding *anti-correlation* in figure 5. The histogram ratio  $R_\psi(\rho_\psi)$  is clearly larger than 1 at small  $\rho_\psi$  and less than 1 at large  $\rho_\psi$  beyond the statistical errors. Although the values of  $R_\psi(\rho_\psi)$  themselves are slightly different among three  $\beta$ 's,  $\beta=0.99, 1.01$  and  $1.03$ , the bulk properties are surely the same, which means the existence of the universal anti-correlations between near-zero Dirac modes and monopole currents around the critical coupling  $\beta_c$ . The important point is the universality of the anti-correlation between near-zero modes and monopoles. This simple rule does not drastically change before/after the phase transition. Near-zero modes are “scattered” by monopole clusters.



**Figure 6:** The unfolded nearest-neighbor level spacing distributions  $P_{\text{lat}}(s)$  at  $\beta=0.99$ , 1.01 and 1.03. The solid lines denote the Wigner distribution function  $P_{\text{Wig}}(s) \equiv \frac{32}{\pi^2} s^2 \exp(-\frac{4}{\pi} s^2)$  and the dashed lines the Poisson distribution function  $P_{\text{Poi}}(s) = \exp(-s)$ .

## 5. Discussions and speculations

### 5.1 Dirac eigenvalues and Chiral condensate

As we have seen in section 3, Dirac eigenvalues have non-vanishing density  $\rho_{\text{ev}}(0)$  at the spectral origin in the chiral broken phase, and this non-vanishing value is directly connected to the non-zero chiral condensate  $\langle \bar{\psi} \psi \rangle$  via the Banks-Casher relation. The non-vanishing  $\rho_{\text{ev}}(0)$  is generated by the “repulsive force” among the eigenvalues: The eigenvalues of the overlap-Dirac operator lying on the circumference of the circle in a complex plane repel each other, and consequently near-zero eigenvalues are pushed towards the spectral origin forming the non-zero  $\rho_{\text{ev}}(0)$ . Namely, the driving force of the chiral symmetry breaking is the “repulsive force” among Dirac eigenvalues. On the other hand, when  $\rho_{\text{ev}}(0)$  is zero, the repulsive force is considered to be weaker or zero. The magnitude of this force can be revealed by level statistics.

We show in figure 6 the unfolded nearest-neighbor level spacing distributions  $P_{\text{lat}}(s)$  of the low-lying Dirac eigenvalues obtained at  $\beta=0.99$ , 1.01 and 1.03. The solid lines denote the Wigner distribution function  $P_{\text{Wig}}(s) \equiv \frac{32}{\pi^2} s^2 \exp(-\frac{4}{\pi} s^2)$  and the dashed lines the Poisson distribution function  $P_{\text{Poi}}(s) = \exp(-s)$ . The Wigner distribution function  $P_{\text{Wig}}(s)$  is a good approximation of the original distribution function obtained by the random matrix theory (RMT) for the chiral unitary ensemble (chUE). The Poisson distribution  $P_{\text{Poi}}(s)$  appears, for example, in the system where eigenenergy levels have *no correlation* with each other.

The level spacing distributions  $P_{\text{lat}}(s)$  at  $\beta=0.99$  and 1.01 show the good coincidence with  $P_{\text{Wig}}(s)$ . The manifestation of the Wigner distribution, at  $\beta=0.99$  and 1.01 in the chiral broken phase, implies the level repulsion among the low-lying eigenvalues, which is consistent with the non-vanishing eigenvalue density  $\rho_{\text{ev}}(0)$  at the spectral origin. On the other hand, at  $\beta=1.03$  in the chiral restored phase,  $P_{\text{lat}}(s)$  coincides with neither the Wigner distribution  $P_{\text{Wig}}(s)$  nor the Poisson distribution  $P_{\text{Poi}}(s)$ .  $P_{\text{lat}}(s)$  at  $\beta=1.03$  seems to be on the way from the Wigner to the Poisson distribution. As a remarkable fact, you can find the long tail of  $P_{\text{lat}}(s)$  stretching even at  $s = 4$ . This tendency seen at  $\beta=1.03$

shows a weaker repulsion among the low-lying eigenvalues than at  $\beta=0.99$  and  $1.01$ , which leads to small or zero eigenvalue density  $\rho_{\text{ev}}(0)$  at the spectral origin. The Wigner-Poisson transition in the nearest-neighbor level spacing of the low-lying Dirac eigenvalues appears at  $\beta > 1.01$ , almost at the same time as the confinement-deconfinement phase transition.

So far, we have mainly shown the numerical facts obtained in the present analysis. In the next subsection, we make a possible speculations about the chiral transition mechanism in compact QED.

## 5.2 Possible speculations

What is the origin of a Wigner-Poisson transition in the neighboring level spacing distributions of the low-lying Dirac eigenmodes, which is responsible for the chiral phase transition? The Wigner/Poisson distributions in neighboring level spacing distributions can be also found in classically chaotic/regular systems. Berry and Tabor [37] drew the conclusion that in a classically integrable system with more than one degree of freedom the level spacing distribution of quantum spectra obeys the Poisson distribution. We can also find in ref. [38] the famous conjecture by Bohigas, Giannoni and Schmit stating that the level statistics of a quantum system whose classical counterpart is chaotic do not show a dependence on the details of the dynamics but depend only on the global symmetry of the system. Level statistics in such a system coincide with those obtained by the random matrix theory with the same global symmetry. (This conjecture is not always true. A quantum kicked rotor does not satisfy the conjecture.) The chaoticity or the complexity of the system leads to the Wigner distribution in level spacing.

The key player for the Wigner-Poisson transition in compact QED would be monopoles. As was seen in section 4, there exist universal anti-correlations between monopoles and near-zero Dirac eigenmodes. In the system where large monopole clusters exist, the near-zero modes are “scattered” by monopoles in a very complicated way, which results in the Wigner distribution of the neighboring level spacing. When there exist only small monopole clusters in a system, this complexity is much weakened and the level spacing exhibits the Poisson-like distribution. The level dynamics of low-lying Dirac eigenvalues are simply controlled by monopoles’ clustering-declustering feature.

Then the fact that the chiral symmetry breaking is always accompanied by the charge confinement in compact QED could be naturally understood from the microscopic viewpoint. On one hand, the monopoles’ clustering-declustering feature is surely responsible for the confinement-deconfinement transition. On the other hand, the monopoles’ clustering-declustering transition gives rise to the change in the complexity of the system and consequently in the level dynamics of low-lying Dirac eigenmodes, which leads to the change in the eigenvalue density at the spectral origin, or equivalently in the chiral condensate  $\langle \bar{\psi}\psi \rangle$ .

We finally note that the chaoticity and the level spacing distribution in gauge theories were also investigated by several groups [22, 39–44].

## 6. Summary

We have studied the properties of low-lying Dirac modes in quenched compact QED at

$\beta=0.99, 1.01$  and  $1.03$ , employing  $12^3 \times 12$  lattices and the overlap formalism for the fermion.

We have found several features worth noting:

- The nearest-neighbor level spacing distribution of the Dirac eigenvalues coincides with the Wigner distribution at  $\beta = 0.99, 1.01 < \beta_c$ , and it seems to be on the way from the Wigner to the Poisson distribution at  $\beta = 1.03 > \beta_c$ , which is consistent with the non-vanishing (vanishing) chiral condensate at  $\beta < \beta_c$  ( $\beta > \beta_c$ ).
- The chiral phase transition in compact QED is very different from that in QCD at finite temperature. The near-zero Dirac modes are much delocalized in the chiral restored phase in compact QED, whereas they are strongly localized in finite temperature QCD exhibiting the Anderson-transition(AT) of the vacuum [45, 46].
- Near-zero modes have been found to have universal anti-correlations with monopole world lines below/above the critical  $\beta$ .

The anti-correlation between monopoles and near-zero modes indicates that near-zero modes are “scattered” by monopole currents in a complicated way, which is considered as the origin of the critical behaviors of low-lying Dirac eigenmodes. The chiral phase transition in 4D compact QED might be then associated with the complexity of the vacuum, which is brought about by the clustering-declustering transition of monopoles.

## Acknowledgments

The author thanks T. Kunihiro, H. Matsufuru, T. Onogi and K. Totsuka for helpful comments, and is supported by the Japan Society for the Promotion of Science for Young Scientists. All the numerical calculations in the paper were carried out on NEC SX-8 at the Yukawa Institute Computer Facility.

## References

- [1] A. De Rujula, H. Georgi and S.L. Glashow, *Hadron masses in a gauge theory*, *Phys. Rev. D* **12** (1975) 147.
- [2] Y. Nambu and G. Jona-Lasinio, *Dynamical model of elementary particles based on an analogy with superconductivity. I*, *Phys. Rev.* **122** (1961) 345.
- [3] Y. Nambu and G. Jona-Lasinio, *Dynamical model of elementary particles based on an analogy with superconductivity. II*, *Phys. Rev.* **124** (1961) 246.
- [4] T. Banks and A. Casher, *Chiral symmetry breaking in confining theories*, *Nucl. Phys.* **B 169** (1980) 103.
- [5] T.A. DeGrand and D. Toussaint, *Topological excitations and Monte Carlo simulation of abelian gauge theory*, *Phys. Rev. D* **22** (1980) 2478.
- [6] J.S. Barber, R.E. Shrock and R. Schrader, *A study of  $D = 4$  U(1) lattice gauge theory with monopoles removed*, *Phys. Lett.* **B 152** (1985) 221.
- [7] V. Grosch et al., *Monopoles and Dirac sheets in compact U(1) lattice gauge theory*, *Phys. Lett.* **B 162** (1985) 171.

- [8] J.S. Barber and R.E. Shrock, *Dynamical shifting of the critical point in four-dimensional U(1) lattice gauge theory*, *Nucl. Phys. B* **257** (1985) 515.
- [9] J.B. Kogut and E. Dagotto, *First order phase transition in compact lattice QED with light fermions*, *Phys. Rev. Lett.* **59** (1987) 617.
- [10] V. Azcoiti, *Confinement and vacuum structure in compact QED on the lattice*, *Phys. Lett. B* **194** (1987) 438.
- [11] E. Dagotto and J.B. Kogut, *Study of compact QED with light fermions*, *Nucl. Phys. B* **295** (1988) 123.
- [12] V. Azcoiti, G. di Carlo and A.F. Grillo, *Towards a precise determination of the order of the phase transition in compact pure gauge QED*, *Phys. Lett. B* **238** (1990) 355.
- [13] M. Salmhofer and E. Seiler, *Proof of chiral symmetry breaking in strongly coupled lattice gauge theory*, *Commun. Math. Phys.* **139** (1991) 395 [Erratum *ibid.* **146** (1992) 637].
- [14] S. Hashimoto, M. Kikugawa and T. Muta, *Second order phase transition in compact lattice QED with a large fermionic charge*, *Phys. Lett. B* **254** (1991) 449.
- [15] H. Gausterer and C.B. Lang, *Breaking of chiral symmetry in compact QED in the strong coupling limit*, *Phys. Lett. B* **263** (1991) 476.
- [16] V. Azcoiti, G. Di Carlo and A.F. Grillo, *Approaching a first order phase transition in compact pure gauge QED*, *Phys. Lett. B* **268** (1991) 101.
- [17] V. Azcoiti et al., *Lee-Yang zeros and the chiral phase transition in compact lattice QED*, *Phys. Rev. D* **51** (1995) 5199.
- [18] M. Baig, H. Fort and J.B. Kogut, *Monopole percolation in pure gauge compact QED*, *Phys. Rev. D* **50** (1994) 5920 [hep-lat/9406004].
- [19] H. Shiba and T. Suzuki, *Monopole action from vacuum configurations in compact QED*, *Phys. Lett. B* **343** (1995) 315 [hep-lat/9406010].
- [20] T. Bielefeld, S. Hands, J.D. Stack and R.J. Wensley, *Magnetic monopoles as agents of chiral symmetry breaking in U(1) lattice gauge theory*, *Phys. Lett. B* **416** (1998) 150 [hep-lat/9709047].
- [21] J. Cox, W. Franzki, J. Jersak, C.B. Lang and T. Neuhaus, *Strongly coupled compact lattice QED with staggered fermions*, *Nucl. Phys. B* **532** (1998) 315 [hep-lat/9705043].
- [22] B.A. Berg, H. Markum and R. Pullirsch, *Quantum chaos in compact lattice QED*, *Phys. Rev. D* **59** (1999) 097504 [hep-lat/9812010].
- [23] B.A. Berg, U.M. Heller, H. Markum, R. Pullirsch and W. Sakuler, *Exact zero-modes of the compact QED Dirac operator*, *Phys. Lett. B* **514** (2001) 97 [hep-lat/0103022].
- [24] G. Arnold, B. Bunk, T. Lippert and K. Schilling, *Compact QED under scrutiny: it's first order*, *Nucl. Phys. B* **119** (Proc. Suppl.) (2003) 864 [hep-lat/0210010].
- [25] T. Drescher and C.B. Lang, *Dirac zero-modes in compact U(1) gauge theory*, *JHEP* **02** (2005) 058 [hep-lat/0411012].
- [26] M. Vettorazzo and P. de Forcrand, *Finite temperature phase transition in the 4D compact U(1) lattice gauge theory*, *Phys. Lett. B* **604** (2004) 82 [hep-lat/0409135].

- [27] M. Panero, *A numerical study of confinement in compact QED*, *JHEP* **05** (2005) 066 [[hep-lat/0503024](#)].
- [28] A. Hart and M. Teper, *Monopole clusters in abelian projected gauge theories*, *Phys. Rev. D* **58** (1998) 014504 [[hep-lat/9712003](#)].
- [29] H. Neuberger, *Exactly massless quarks on the lattice*, *Phys. Lett. B* **417** (1998) 141 [[hep-lat/9707022](#)].
- [30] H. Neuberger, *More about exactly massless quarks on the lattice*, *Phys. Lett. B* **427** (1998) 353 [[hep-lat/9801031](#)].
- [31] M. Lüscher, *Exact chiral symmetry on the lattice and the Ginsparg-Wilson relation*, *Phys. Lett. B* **428** (1998) 342 [[hep-lat/9802011](#)].
- [32] P.H. Ginsparg and K.G. Wilson, *A remnant of chiral symmetry on the lattice*, *Phys. Rev. D* **25** (1982) 2649.
- [33] L. Giusti, C. Hölbling, M. Lüscher and H. Wittig, *Numerical techniques for lattice QCD in the epsilon- regime*, *Comput. Phys. Commun.* **153** (2003) 31 [[hep-lat/0212012](#)].
- [34] R.B. Morgan and M. Zeng, *A harmonic restarted Arnoldi algorithm for calculating eigenvalues and determining multiplicity*, *Linear Alg. Appl.* **415** (2006) 96.
- [35] F. Farchioni, *Leutwyler-Smilga sum rules for Ginsparg-Wilson lattice fermions*, [hep-lat/9902029](#).
- [36] H. Reinhardt, O. Schroeder, T. Tok and V.C. Zhukovsky, *Quark zero modes in intersecting center vortex gauge fields*, *Phys. Rev. D* **66** (2002) 085004 [[hep-th/0203012](#)].
- [37] M.V. Berry and M. Tabor, *Calculating the bound spectrum by path summation in action angle variables*, *J. Phys. A* **10** (1977) 371.
- [38] O. Bohigas, M.J. Giannoni and C. Schmit, *Characterization of chaotic quantum spectra and universality of level fluctuation laws*, *Phys. Rev. Lett.* **52** (1984) 1.
- [39] T.S. Biro, C. Gong, B. Müller and A. Trayanov, *Hamiltonian dynamics of Yang-Mills fields on a lattice*, *Int. J. Mod. Phys. C* **5** (1994) 113 [[nucl-th/9306002](#)].
- [40] T.S. Biro, M. Feurstein and H. Markum, *Chaotic behavior of confining lattice gauge field configurations*, *Heavy Ion Phys.* **7** (1998) 235 [[hep-lat/9711002](#)].
- [41] L. Salasnich, *Quantum chaos in a Yang-Mills-higgs system*, *Mod. Phys. Lett. A* **12** (1997) 1473 [[quant-ph/9706025](#)].
- [42] C. Mukku, M.S. Sriram, J. Segar, B.A. Bambah and S. Lakshmibala, *Order-chaos transitions in field theories with topological terms: a dynamical systems approach*, *J. Phys. A* **30** (1997) 3003 [[hep-th/9610071](#)].
- [43] R. Pullirsch, K. Rabitsch, T. Wettig and H. Markum, *Evidence for quantum chaos in the plasma phase of QCD*, *Phys. Lett. B* **427** (1998) 119 [[hep-ph/9803285](#)].
- [44] H. Markum, W. Plessas, R. Pullirsch, B. Sengl and R.F. Wagenbrunn, *Quantum chaos in QCD and hadrons*, [hep-lat/0505011](#).
- [45] P.W. Anderson, *Absence of diffusion in certain random lattices*, *Phys. Rev.* **109** (1958) 1492.
- [46] A.M. Garcia-Garcia and J.C. Osborn, *Chiral phase transition in lattice QCD as a metal - insulator transition*, *Phys. Rev. D* **75** (2007) 034503 [[hep-lat/0611019](#)].